



Subject Learning Journey Map


Year 10 Eskdale



SKILLS DEVELOPED


Year 10 Survival Top Tips	
Tip 1	Always bring your kit.
Tip 2	Reflect on your strengths and weaknesses.
Tip 3	Use the mirror to help see how your movements looks.
Tip 4	Listen to feedback.
Tip 5	Don't be afraid to try anything.

Move on to Year 11
★★★★★
Summer Holidays
★★★★★
Next Level
★★★★★



Mock for Component 2

- Research one choreographer
- Learn a piece of repertoire
- Link all work to the theme
- Perform the repertoire
- Evaluate the performance and the processes




YEAR 10



Component 1 Assessment


- Create a detailed portfolio of the practitioner
- Link all work to the theme
- Complete all practical workshops

DANCE

Component 1

- Examine 3 different professional world dance.
- Explore the professional works practically.
- Examine roles and responsibilities in a dance company.




YEAR 10




Dance workshops

- Research different roles and responsibilities in the performing arts
- Take part in dance workshops

Dance workshops

- Health and safety in the dance studio.
- Develop musicality.
- Develop understanding of different styles of dance.


YEAR 10

CURRICULUM OVERVIEW

- SKILLS TAUGHT ACROSS DANCE**
1. Performativity
 2. Musicality
 3. Choreography
 4. Dance Memory
 5. Reflection



Welcome

CURRICULUM OVERVIEW



Subject Learning Journey Map

Year 11 Eskdale




SKILLS DEVELOPED

Year 10 Survival Top Tips	
Tip 1	Always bring your kit.
Tip 2	Reflect on your strengths and weaknesses.
Tip 3	Use the mirror to help see how your movements looks.
Tip 4	Listen to feedback.
Tip 5	Don't be afraid to try anything.

Final assessment for Component 3

- Performing
- Musicality
- Evaluation



Move on to Year 12
★★★★★

Summer Holidays
★★★★★

Next Level
★★★★★

YEAR 11



- Component 3
- Create a piece of dance linked to the theme
 - Link all work to the theme
 - Use choreography skills
 - Work in a group



- Component 3 Preparation
- Develop choreography skills
 - Research different style of choreographing



- Component 2
- Research one choreographer
 - Learn a piece of repertoire
 - Link all work to the theme
 - Perform the repertoire
 - Evaluate the performance and the processes



- Dance workshops
- Recap Health and safety in the dance studio.
 - Recap musicality.
 - Recap 3 professional works.



CURRICULUM OVERVIEW

SKILLS TAUGHT ACROSS DANCE

1. Performativity
2. Musicality
3. Choreography
4. Dance Memory
5. Reflection



Welcome

CURRICULUM OVERVIEW