



# Drama Learning Journey Map

## Year 7 Whitby Secondary Partnership



### SKILLS DEVELOPED

Year 7 Survival Top Tips	
Tip 1	Enjoy it!
Tip 2	Don't always choose to work with your mates
Tip 3	Be loud
Tip 4	There is no right and wrong
Tip 5	Teamwork makes the dream work!



Move on to Year 8



Summer Holidays



Next Level



Keep it local



YEAR  
7

YEAR  
7



Say that again

Script reading and writing



YEAR  
7

Mission Impossible



- Physical theatre
- Storytelling
- Choreography
- Performance




YEAR  
7



Mrs Cole

- Non-naturalistic
- Body Propping
- Sound Collage
- Thought tunnel



YEAR  
7



Waxworks

- Sculpting
- Freeze frame
- Mime
- Slow Motion



Coach trip

- Introduction to drama
- Character
- Freeze frame
- Hot seating
- Role on the wall



YEAR  
7

CURRICULUM OVERVIEW

SKILLS TAUGHT ACROSS DRAMA

- 1) MIME
- 2) CHARACTER
- 3) STORYTELLING
- 4) FREEZE FRAME
- 5) IMPROVISATION



Welcome

CURRICULUM OVERVIEW



# Drama Learning Journey Map

## Year 8 Whitby Secondary Partnership



### SKILLS DEVELOPED

Year 8 Survival Top Tips	
Tip 1	Be creative
Tip 2	Enjoy it!
Tip 3	Don't overthink things
Tip 4	Keep it simple
Tip 5	Be imaginative



Move on to Year 9



Summer Holidays



Next Level



### Titanic

- Thought tracking
- Empathy
- Posture
- Voice
- Performance
- Social Class and status



YEAR 8

### Latecomer

- Non-Naturalistic
- Angel and Devil
- Puppetry
- Devising
- Talk Show



YEAR 8

### The Terrible Fate of Humpty Dumpty

- Conflict
- Script
- Empathy
- Use of voice and body language



YEAR 8

### The Terrible Fate of Humpty Dumpty

- Script
- Flashback
- Hot seating
- Stage directions
- Stage positioning



YEAR 8

### Horror and Hellfire Hall

- Characters
- Comedy
- Script



### Anne Frank

- Empathy
- Characterisation
- Use of Space
- Improvisation

YEAR 8

CURRICULUM OVERVIEW

### SKILLS TAUGHT ACROSS DRAMA

- 1) MASKS
- 2) DEVISING
- 3) PHYSICAL THEATRE
- 4) SHAKESPEARE
- 5) NON NATURALISTIC



Welcome

CURRICULUM OVERVIEW



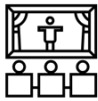
# Drama Learning Journey Map

## Year 9 Whitby Secondary Partnership



### SKILLS DEVELOPED

Year 9 Survival Top Tips	
Tip 1	Be creative
Tip 2	Work with like-minded people
Tip 3	Follow your own path
Tip 4	State the obvious
Tip 5	Enjoy It!



Move on to Year 10



Start GCSE's



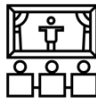

Next Level



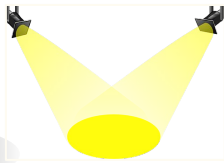
YEAR  
9

### Too much Punch for Judy

- Script
- Page to Stage
- Physical theatre
- Narration in character
- Verbatim theatre





### Body Image



YEAR  
9

### Face



YEAR  
9

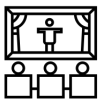
### Face



YEAR  
9

### Let Him Have It

- Cross Cutting
- Hologram
- Mark the Moment
- Naturalism and non-naturalism
- Forum theatre



### Blood Brothers

- Script

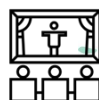


YEAR  
9

CURRICULUM OVERVIEW

### SKILLS TAUGHT ACROSS DRAMA

- 1) IMPROVISATION
- 2) SCRIPTED PERFORMANCE
- 3) THEATRE ANALYSIS
- 4) SHAKESPEARE
- 5) MUSICAL THEATRE



welcome

CURRICULUM OVERVIEW



# ★ ★ ★ ★ ★ Drama Learning Journey Map ★ ★ ★ ★ ★

## Year 10 Whitby Secondary Partnership

**SKILLS DEVELOPED**

Year 10 Survival Top Tips	
Tip 1	Enjoy it!
Tip 2	State the obvious
Tip 3	Be imaginative
Tip 4	Believe in yourself
Tip 5	Take on board teacher feedback to improve your grades.

**Component 1**

- Devising from a Stimulus coursework
- Portfolio
- Evaluation
- 40% of GCSE complete

Move on to Year 11 ★ ★ ★ ★ ★  
Start Revision ★ ★ ★ ★ ★  
Next Level ★ ★ ★ ★ ★

**YEAR 10**

**YEAR 10**

**Component 1**

- Exploring 4 stimuli set by the exam board
- Devising from a Stimulus
- Portfolio

**Component 1**

- Devising from a Stimulus
- Practical component
- Brecht Influence
- Rehearsal Process
- Group Performance

**YEAR 10**

**YEAR 10**

**Written Exam Section B**

- Introduction to Live Theatre Review
- Watching Live Theatre
- Acting aspects
- Technical Aspects
- Design Aspects
- 15 mark question

**3 Little Pigs**

- Bertolt Brecht
- Alienation Technique
- Non-Naturalistic
- Group Performance

**The Elephant Man**

- Stanislavski
- Exploring Characters
- Naturalistic Techniques
- Monologue Performance

**YEAR 10**

**CURRICULUM OVERVIEW**

**SKILLS TAUGHT ACROSS DRAMA**

- 1) SCRIPT ANALYSIS
- 2) LIVE THEATRE ANALYSIS
- 3) PERFORMANCE SKILLS
- 4) DEVISING SKILLS

Welcome

CURRICULUM OVERVIEW

# ★ ★ ★ ★ ★ Drama Learning Journey Map ★ ★ ★ ★ ★

## Year 11 Whitby Secondary Partnership

**SKILLS DEVELOPED**

Year 11 Survival Top Tips	
Tip 1	Enjoy it!
Tip 2	Be imaginative and creative
Tip 3	Focus on HOW to answer the questions
Tip 4	Be confident in your ability
Tip 5	Take on board teacher feedback



GCSE Results Day  
★★★★★  
Start A Level's  
★★★★★  
Go to College  
★★★★★

### Exam Technique

- Revisit Section A – set text
- Practice Questions
- Revisit Section B – live review
- Practice Questions



**YEAR 11**

### Performing Texts

- Preparation for examined performance
- 20% of GCSE
- Performance in front of a visiting examiner



**YEAR 11**

### Written Exam Section B

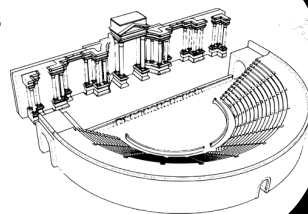
- Live Theatre Performance
- Acting aspects
- Technical Aspects
- Design Aspects
- 15 mark question



**YEAR 11**

### Introduction to Performing Texts


- Characters
- Narrative Analysis
- Context
- Rehearsal



**YEAR 11**

### Component 3 – Interpreting Theatre

- Introduction to the set text
- Understanding of text and performance intentions
- Practical exploration
- Practice questions



**YEAR 11**



CURRICULUM OVERVIEW

SKILLS TAUGHT ACROSS DRAMA

- 1) SET TEXT
- 2) SCRIPTED PERFORMANCE
- 3) EXAM TECHNIQUE
- 4) LIVE THEATRE ANALYSIS



Welcome

CURRICULUM OVERVIEW